

UCHIDA

TABLETOP BOOKLET MAKER U-BOOKLET



UCHIDA YOKO GLOBAL LIMITED



**With just the press of a button,
your booklet is done!**

The U-Booklet is a tabletop booklet making machine, that automates stapling / folding documents. Anyone can produce professionally finished booklets by easy operation, in a few seconds.

Easy Operation

The U-Booklet has an icon based electrostatic control panel with a built in LCD counter. It makes the machine versatile and its operation easy and intuitive. Various functions and settings can be selected by light finger touch.



Fast Production

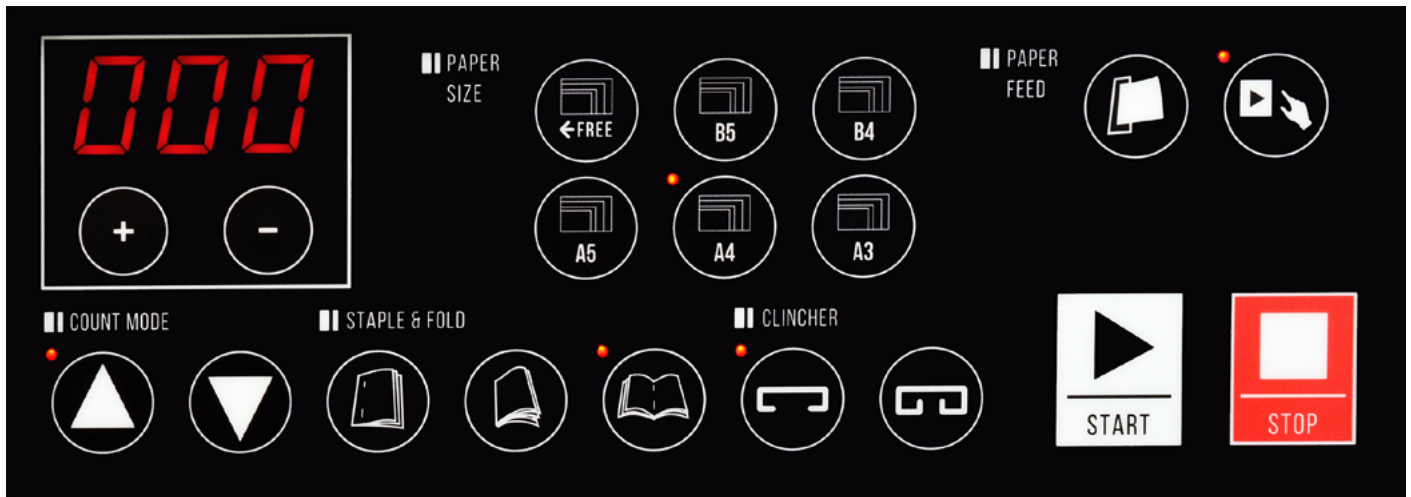
The U-Booklet can produce up to 800 sets of professional booklets per hour. Since it requires no warm up time, you can save labour time and cost as soon as it's unboxed and turned on.

Compact Design

Thanks to its sophisticated design and small footprint, the U-Booklet fits in any working place such as office, small business, school, church, copy shop and print shop.



Functions



Clear Indicator

The U-Booklet has a built in LCD counter that clearly shows your job progress and settings. It also indicates error codes in cases of errors such as staple magazine empty and paper jam, which makes it easy to diagnose and resolve issues.

Count Mode

Count mode is selectable from addition mode and subtraction mode. After finishing a booklet, U-Booklet increase / decrease the number according to selected count mode.

Paper Size

The U-booklet automatically adjusts stapling and folding position according to the selected paper size. It has buttons for standard paper sizes, such as A5, A4, A3, B5 and B4. If you need odd size booklets, paper length is also freely programmable by pushing "FREE" button and +/- buttons.

Staple & Fold

3 modes can be easily switched. Staple only / Fold only / Staple & Fold. Depending on selected mode, U-Booklet automatically adjusts stapling / folding position.


Paper Feed

The U-Booklet has automatic mode and manual mode. In automatic mode, the sensor on the feeding section detects sheets fed and staples /folds automatically. In manual mode, it staples and folds sheets as soon as the START button is pushed.

Clincher

The U-Booklet has a patent-pending stapling mechanism, which enables it to select ordinary clinch and flat clinch. Flat clincher makes booklets and documents beautifully finished and space saving.

Features



Heavy duty staplers

The U-Booklet has heavy specially made heavy duty stapler heads, that can staple up to 16 sheets of 80gsm papers with fewer jam and error.



Easy staple loading

Reloading staples into a stapler magazine is easy and quick. Simply open the cover, pull the magazine, lift the plate and place staples.



Setting without any tool

The U-Booklet requires no tools to change staple head locations. Depending on what your job is, stapler head locations can be chosen from 5 slots.

Performance

330x468mm
13"x18"

Maximum paper size

16 sheets of
80gsm paper

Staple capacity

800 sets
per hour

Production Speed

U-Booklet is ideal for...



Office
Small Business



School, College, University
Church




Copy shop
Print shop

Specifications

Model	U-Booklet
Type	Tabletop
Maximum Paper size	330.2 x 468.0mm
Minimum Paper size	110.0 x 210.0mm
Paper weight	64 - 300gsm
Capacity	Up to 16 sheets of 80gsm *Depending on paper quality and staple quality.
Paper setting	Manual insertion + press button
Staple process	Manual (Press button) or automatic
Staple type	26/6 size
Staple pitch	90mm, 135mm or 180mm
Staple mode	Saddle, side and corner stapling
Number of staple heads	2
Paper ejection	Natural ejection
Speed	Up to 800sets/hour
Error detection	No staple, paper jam
Footprint	500(W) x 500(D) x 400(H)mm
Net weight	25kg

*Specifications are subject to change without notice.

Accessories

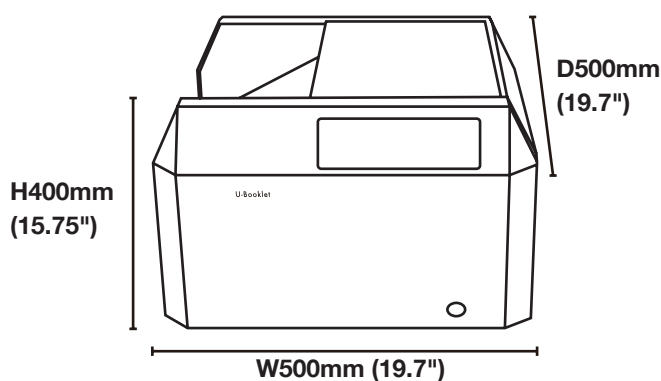


Foldable delivery tray
(Included)



1 box of staples
(Included)

Dimensions



UCHIDA YOKO GLOBAL LIMITED

4-7 Shinkawa 2-Chome, Chuo-ku Tokyo, Japan

Tel: +81(3)3555 4781 Fax: +81(3)3555 6423

Email: sales@uchidayoko.com Website: www.uchida-machinery.com